
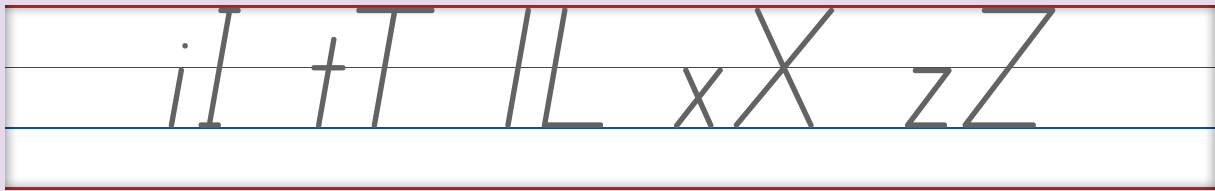


Adventures in handwriting


■ practice book ■

Queensland Modern Cursive



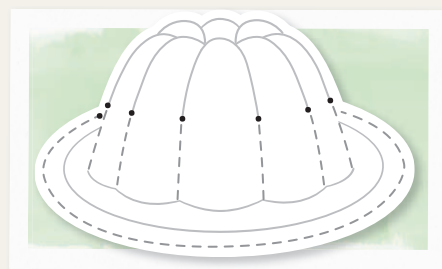


Trace and copy.



Trace and copy Ivan's favourite foods.


1. lime jelly



2. hot chilli pizza



3. mixed lollies



4. banana split



Trace and copy.

Ivan zips through the water

doing all sorts of exciting tricks.

Exits


a c e d l t h k



Tracing practice area featuring a large white octopus with dashed lines for cutting and tracing. The octopus has a smiling face and several tentacles. Surrounding the octopus are various other elements: a diver with red hair and blue gear, a striped fish, and several anchors. The background is a light blue water scene with bubbles. The tracing paths are white lines with dashed outlines and red arrows indicating the direction of the stroke.



Exit strokes are like fish hooks. They curve away from the letter.



Trace.

Track.


Trace and colour.



These letters change when we add exits.

a → *a* *h* → *h* *k* → *k* *l* → *l*


Trace and add the exits.



We lift the crossbar
when we add an
exit to *t*.

t → *t*

Trace and add the exits.



Find and trace the head and body letters *d, l, t, h, k*, in the pirate faces.



Trace and copy the head and body letters.

Tracing practice for the letters *d, l, h, k*. Each row features a small owl illustration on the left, followed by four light blue letters on a set of four horizontal lines (top, middle, bottom, and a lower baseline). The letters are: *d d d d*, *l l l l*, *h h h h*, and *k k k k*.

Trace and copy.

Tracing practice for letter pairs. Each row features three light blue letter pairs on a set of four horizontal lines. The pairs are: *lt lt lt*, *hk hk hk*, *th th th*, and *ld ld ld*.

Trace and complete each word by adding *sea* and *tea*.

sea

shell

sick

gull

water

tea

cup

cake

pot

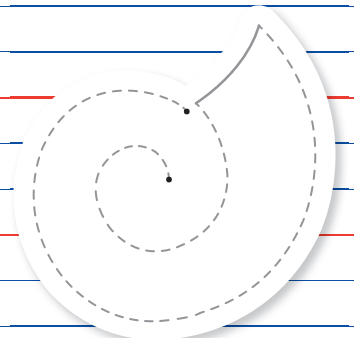
spoon



Trace, copy and say the tongue twister.

She sells seashells at the

seashore.




Read the clues and complete the crossword.

Down

- 1. a precious metal
- 4. opposite of young
- 5. to carry

Across

- 2. past tense of sell
- 3. opposite of hot
- 6. past tense of tell



1.

| |
|--|
| |
| |

2.

| | | | |
|---|---|---|---|
| s | o | l | d |
| | | | |


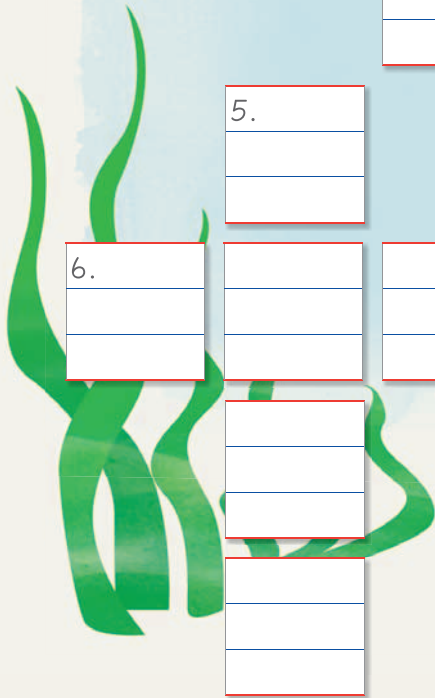
| |
|--|
| |
| |

| | | | |
|----|----|--|--|
| 3. | 4. | | |
| | | | |
| | | | |



| | |
|----|--|
| 5. | |
| | |
| | |

| | | | |
|----|--|--|--|
| 6. | | | |
| | | | |
| | | | |



| | |
|-------------|------|
| hold | told |
| old | gold |
| <u>sold</u> | cold |

Trace and copy.

Yo-ho-ho! Peg leg Jack stole
 the gold. He'll not be back!

Use a diagonal line to join exits to the rounded entry letters *m, n, r, x, z*.

a *m* → *a* *m* → *am*

a c d e h i k l m n t u x + m n r x z

Trace and copy the joins. Do not lift your pencil.

Handwriting practice lines for tracing and copying joins. Each line contains two examples of a join followed by four dots for starting points. The joins are: *an*, *am*, *ar*, *ax*, *az*.

Trace. Focus on the red joins.

Tracing practice for the sentence: "Sam the man has an amazing campervan." The words "amazing" and "campervan" are written in red, while the other words are in blue.

Trace the design on the campervan.

Trace and design your own campervan.

Two illustrations of a campervan. The left one is a solid line drawing with dashed lines for tracing. The right one is a dashed line drawing for tracing and coloring.

Trace and copy the joins. Do not lift your pencil.

| | |
|---------|---------|
| un un . | cr cr . |
| um um . | dr dr . |
| ur ur . | tr tr . |

Trace the list. Focus on the red joins.

Things to do at the beach:

1. go surfing
2. go swimming
3. try relaxing
4. strum a guitar
5. dance on the sand
6. eat hamburgers
7. find treasure.

